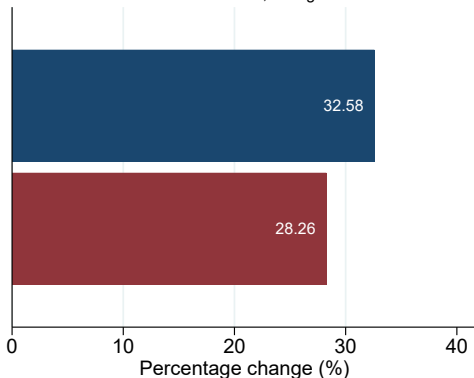


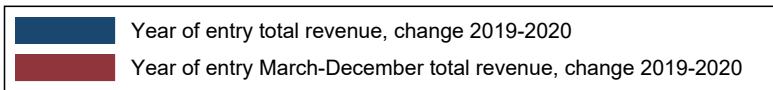
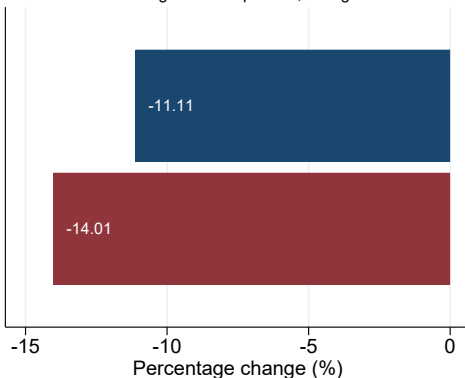
# Industry: Other services

Review of new firms' year of entry revenue change  
Firms that started their economic activities in January 2019 or 2020

Total revenue, change



Average revenue per firm, change



GSE Situation Room: 30-12-2021.

Firms whose revenue account for over 10% of the total revenue of the sample are excluded.

Number of firms that started their economic activities in January 2019 and 2020:

293

437